

STAPLETON LONG

Estate Agents & Chartered Surveyors

EST 1907



Casewick Road, London, SE27 0TB

Ground Floor Flat

Three Bedrooms

No Onward Chain

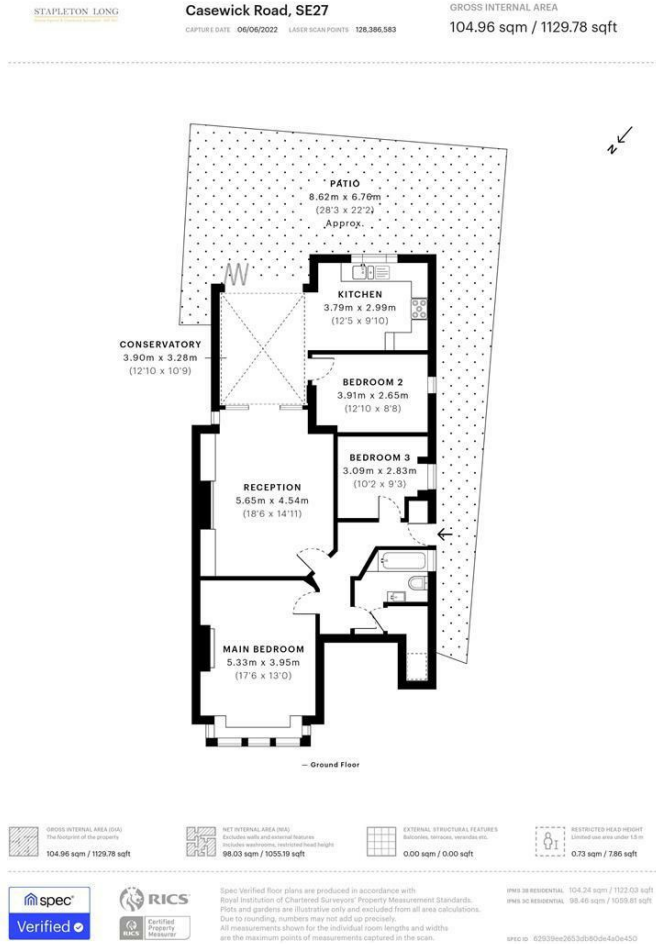
£685,000 Leasehold - Share of Freehold

TO VIEW THIS PROPERTY CALL: 020 8670 9111

Email: norwood.sales@stapletonlong.co.uk

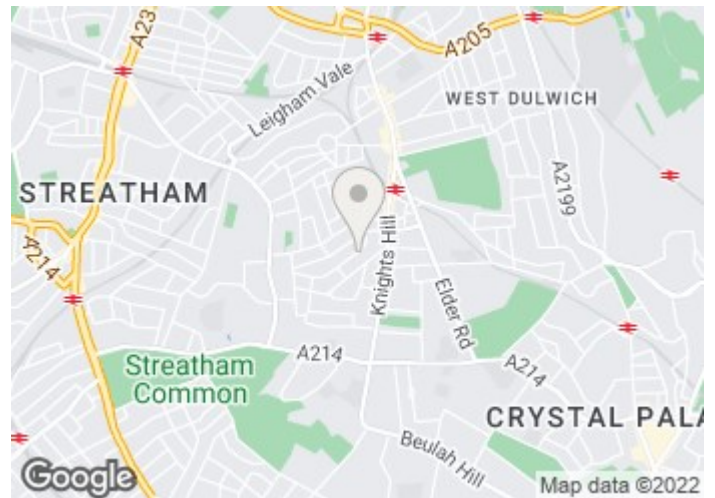
www.stapletonlong.co.uk

Stapleton Long are pleased to offer this extremely spacious, attractive and quirky 3 bedroom ground floor period conversion. The property has a wealth of original features and has the added benefit of direct access to rear garden as well as being share of freehold. The property is within easy reach of the shops bars and facilities available on Norwood Road. West Norwood Railway station and numerous bus routes are in close proximity. Interest is expected to be high so call now to arrange a viewing.



Energy Efficiency Rating		Current	Potential
<i>Very energy efficient - lower running costs</i>			
(92 plus) A			
(81-91) B			
(69-80) C			
(55-68) D			
(39-54) E			
(21-38) F			
(1-20) G			
<i>Not energy efficient - higher running costs</i>			
England & Wales	EU Directive 2002/91/EC		

Environmental Impact (CO ₂) Rating		Current	Potential
<i>Very environmentally friendly - lower CO₂ emissions</i>			
(92 plus) A			
(81-91) B			
(69-80) C			
(55-68) D			
(39-54) E			
(21-38) F			
(1-20) G			
<i>Not environmentally friendly - higher CO₂ emissions</i>			
England & Wales	EU Directive 2002/91/EC		



Please Note: All dimensions are approximate and are quoted for guidance only. Reference to appliances and/or services does not imply that they are necessarily in working order or fit for the purpose. We have been advised by the vendor of the freehold/leasehold status of the property and you should have this, together with any other information provided concerning the tenure of the property, checked by your solicitor. The position regarding fixtures and fittings and, where the property has been extended/converted, the position regarding planning approval and building regulation compliance, should also be checked by your solicitor. These particulars do not constitute or form part of an offer or contract nor may they be regarded as representations. All interest parties must themselves verify their accuracy.

EPC RATING: D

Lease term:
Share of Freehold
Lease term 994 years

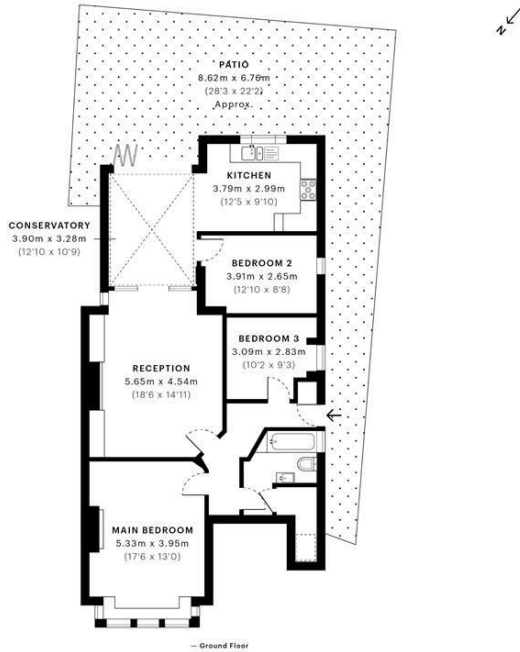
STAPLETON LONG

Casewick Road, SE27

CAPTURE DATE: 06/06/2022 LASER SCAN POINTS: 128,366,563

GROSS INTERNAL AREA

104.96 sqm / 1129.78 sqft



GROSS INTERNAL AREA (GIA) The floor area of the property 104.96 sqm / 1129.78 sqft	NET INTERNAL AREA (NIA) Excludes walls and external features Includes mezzanine, suspended ceiling 98.03 sqm / 1055.19 sqft	EXTERNAL STRUCTURAL FEATURES Balconies, terraces, verandas etc. 0.00 sqm / 0.00 sqft	RESTRICTED HEAD HEIGHT Standard use area under 1.5m 0.73 sqm / 7.86 sqft
--	--	--	--

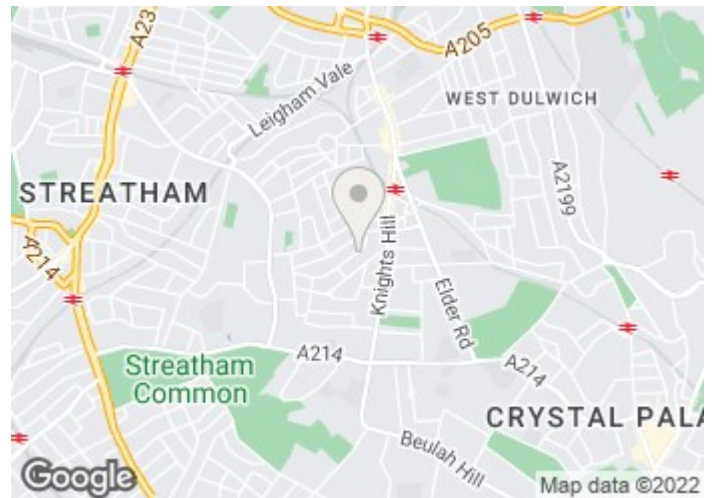


Space Verified floor plans are produced in accordance with Royal Institution of Chartered Surveyors' Property Measurement Standards. Plans and gardens are illustrative only and excluded from all area calculations. Due to rounding, numbers may not add up precisely. All measurements shown for the individual room lengths and widths are the maximum points of measurements captured in the scan.

IPMS 3B RESIDENTIAL: 104.24 sqm / 1123.03 sqft
IPMS 3B COMMERCIAL: 98.46 sqm / 1059.81 sqft
IPMS ID: 625339ac26533b9056440e4450

Energy Efficiency Rating		Current	Potential
Very energy efficient - lower running costs			
(92 plus) A			
(81-91) B			
(69-80) C			
(55-68) D			
(39-54) E			
(21-38) F			
(1-20) G			
Not energy efficient - higher running costs			
England & Wales	EU Directive 2002/91/EC		

Environmental Impact (CO ₂) Rating		Current	Potential
Very environmentally friendly - lower CO ₂ emissions			
(92 plus) A			
(81-91) B			
(69-80) C			
(55-68) D			
(39-54) E			
(21-38) F			
(1-20) G			
Not environmentally friendly - higher CO ₂ emissions			
England & Wales	EU Directive 2002/91/EC		



Please Note: All dimensions are approximate and are quoted for guidance only. Reference to appliances and/or services does not imply that they are necessarily in working order or fit for the purpose. We have been advised by the vendor of the freehold/leasehold status of the property and you should have this, together with any other information provided concerning the tenure of the property, checked by your solicitor. The position regarding fixtures and fittings and, where the property has been extended/converted, the position regarding planning approval and building regulation compliance, should also be checked by your solicitor. These particulars do not constitute or form part of an offer or contract nor may they be regarded as representations. All interest parties must themselves verify their accuracy.

Ground Rent: Peppercorn
 Service Charge: No service charge payable
 Council Tax Band: C

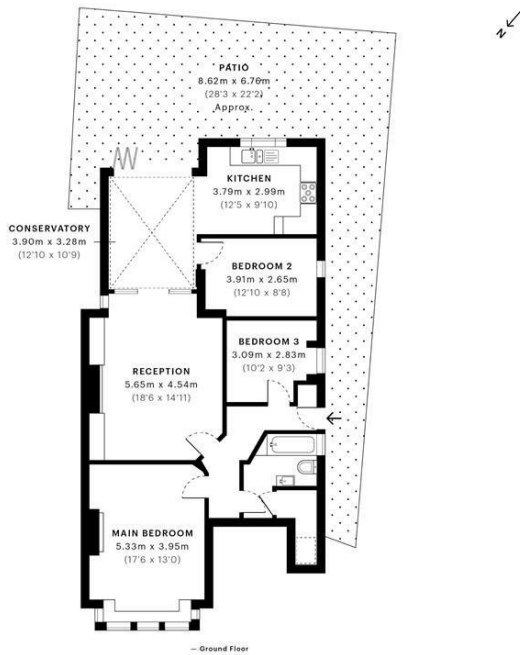
STAPLETON LONG

Casewick Road, SE27

CAPTURE DATE: 06/06/2022 LASTER SCAN POINTS: 128,366,563

GROSS INTERNAL AREA

104.96 sqm / 1129.78 sqft



GROSS INTERNAL AREA (GIA) The floor area of the property 104.96 sqm / 1129.78 sqft	NET INTERNAL AREA (NIA) Excludes walls and external features Includes mezzanine, restricted height 98.03 sqm / 1055.19 sqft	EXTERNAL STRUCTURAL FEATURES Balconies, terraces, verandas etc. 0.00 sqm / 0.00 sqft	RESTRICTED HEAD HEIGHT Standard use area under 1.5m 0.73 sqm / 7.86 sqft
--	--	--	--

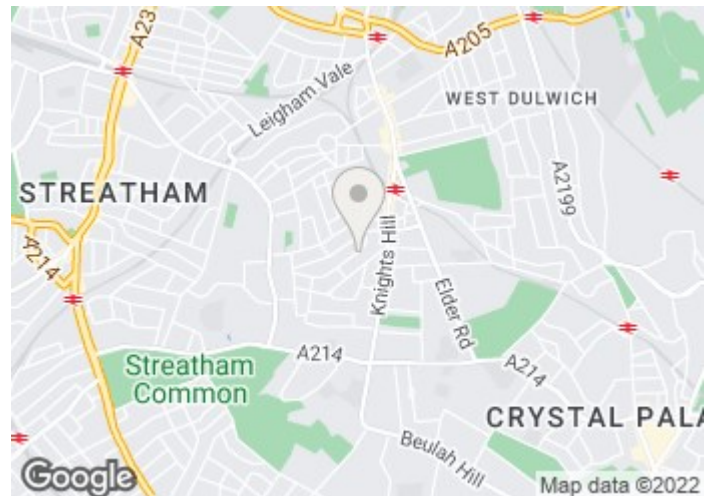


Spec Verified floor plans are produced in accordance with Royal Institution of Chartered Surveyors' Property Measurement Standards. Plans and gardens are illustrative only and excluded from all area calculations. Due to rounding, numbers may not add up precisely. All measurements shown for the individual room lengths and widths are the maximum points of measurements captured in the scan.

IPMS 3B RESIDENTIAL: 104.24 sqm / 1123.03 sqft
 IPMS 3C RESIDENTIAL: 98.46 sqm / 1059.81 sqft
 SMC ID: 625339426533B90564404450

Energy Efficiency Rating		Current	Potential
Very energy efficient - lower running costs			
(92 plus) A			
(81-91) B			
(69-80) C			
(55-68) D			
(39-54) E			
(21-38) F			
(1-20) G			
Not energy efficient - higher running costs			
England & Wales	EU Directive 2002/91/EC		

Environmental Impact (CO ₂) Rating		Current	Potential
Very environmentally friendly - lower CO ₂ emissions			
(92 plus) A			
(81-91) B			
(69-80) C			
(55-68) D			
(39-54) E			
(21-38) F			
(1-20) G			
Not environmentally friendly - higher CO ₂ emissions			
England & Wales	EU Directive 2002/91/EC		



Please Note: All dimensions are approximate and are quoted for guidance only. Reference to appliances and/or services does not imply that they are necessarily in working order or fit for the purpose. We have been advised by the vendor of the freehold/leasehold status of the property and you should have this, together with any other information provided concerning the tenure of the property, checked by your solicitor. The position regarding fixtures and fittings and, where the property has been extended/converted, the position regarding planning approval and building regulation compliance, should also be checked by your solicitor. These particulars do not constitute or form part of an offer or contract nor may they be regarded as representations. All interest parties must themselves verify their accuracy.